

Appendices

Appendix IS-1

Tree Inventory Report

PROJECT:

REXFORD L.A.X. INDUSTRIAL
9000 Airport Boulevard
Los Angeles, California

CLIENT:

REXFORD INDUSTRIAL REALTY
11620 Wilshire Boulevard
Los Angeles, California 90025

PROJECT TEAM:

RGA Office of Architectural Design
15231 Alton Parkway, Suite 100
Irvine, CA 92618

Civil Engineer:
Cannon
16842 Von Karman Avenue, Suite 150
Irvine, CA 92606

PREPARED BY:

STEVE F. ANDRESEN / ARBORIST SERVICES
5516 Inspiration Drive
Riverside, California 92506

February 21, 2024

TABLE OF CONTENTS

SUBJECT.....	Page 1
PROJECT LOCATION.....	Page 1
METHODS	
FINDINGS	
PRESERVATION ARTICLE.....	Pages 2
CONCLUSION	
CLOSING	
TREE PRESERVATION GUIDELINES	
TREE PRESERVATION GUIDELINES CONTINUED.....	Page 3
QUALIFICATIONS AND LIMITING CONDITIONS.....	Page 4
PROJECT LOCATION MAP.....	Page 5
TREE LOCATION MAP.....	Page 6
TREES TO BE REMOVED LOCATION MAP.....	Page 7
TREE LIST / TO REMAIN AND REMOVE.....	Pages 8-12

Steve F. Andresen / Arborist Services

5516 Inspiration Drive ISA WE-2170A
Riverside, CA 92506 Traq Qualified
(951) 768-9897 / (951) 288-3798 sa.arboristservices@gmail.com

October 19, 2023

Mr. Jim Baldovin
Conceptual Design and Planning Group
3195-C Airport Loop Drive / Studio One
Costa Mesa, Ca 92626

**Subject: Arborist tree survey and Report for Rexford LAX Industrial Project 9000 Airport Boulevard
Los Angeles, California**

Dear Jim,

Thank you for the opportunity to assist with your design project. The purpose of the report is to survey all the trees at the site location with concerns for the City of Los Angeles protected tree ordinance as instructed by the LA Forestry Division. Also, in this report I will address trees that may be affected by future work should any tree need to be protected in place.

Project location

The project inspected and surveyed is located at 9000 Airport Boulevard in the City of Los Angeles, County of Los Angeles, State of California.

Methods

A site visit was conducted to the location in order collect the data needed to comply with the City of Los Angeles municipal tree codes. Information collected on the trees included trunk diameters, approximate height, canopy width and a visual inspection to assess the trees current health, condition, and note any defects found. Eric Peterson of CDPC Architectural assisted with tree location and affixing tree numbers to each tree in this report. The tree tags available started with number 301 and ended with tree number 461 totaling the tree inventory to 160 trees at the project location site.

The proposed project includes the development of a 435,390 square foot building including 80,000 square feet of office space with surface parking (Option#1) or the development of a warehouse campus comprised of three buildings, totaling 410,056 square feet, including a total of 90,000 square feet of office space with surface parking (Option #2) on an approximate 789,989 square foot site located within the Westchester-Playa del Rey Community plan area in the City of Los Angeles.

Findings

On Friday August 29, 2023, I made my site visit to locate and inspect the trees and assess their current health, condition, and location. The site is currently a large Hertz Rental Car return and car rental establishment on Airport Boulevard between Interceptor Street and Arbor Vitae Streets.

The site has 160 existing trees throughout the location (146 onsite and 14 street trees on W. Arbor Vitae Street) with 58 trees needing removal for option 1 (56 onsite and 2 street trees) and option 2 with 62 needing removal (57 onsite and 5 street trees) to accommodate future structures and entry points. The City of Los Angeles has a tree protection **Ordinance No. 186873** in place for Southern California native tree species. The Ordinance listed here is from the City of Los Angeles Code for Native Protected Trees.

No trees on site and any adjoining properties have trees listed in the ordinance or will be affected by future construction. The trees growing at the location consist of Shamel Ash, Queen Palms, Canary Pines, Weeping Figs, and Jacaranda.

Conclusion

I've listed tree preservation guidelines should any site trees wish to be preserved during future construction. Growing along Airport Boulevard there are 13 existing Australian Willow City owned Street trees that shall be protected during the construction process while ensuring the health and safety of all city street trees where encountered.

Closing

Thank you for the opportunity to provide my report. Should you have any questions or require additional information, please do not hesitate to contact me at (951) 768-9897 or (951) 288-3798.

Tree preservation guidelines

Tree protection zone 'TPZ'

The 'TPZ' is the space needed to preserve the tree roots and canopy. Ideally the Zone is at the tree drip line or fifteen (15) feet past the outer area of the tree canopy. It is of the utmost importance to follow the construction guidelines closely with regards to root cutting and pruning. Failure to do so will undermine the tree's stability and survival.

The following list of construction guidelines shall be always followed:

- Before beginning work, the contractor should meet with the consultant at the Property to review all work procedures, access routes, storage areas, and tree protection measures.
- Fences will be erected to protect trees from being preserved. Fences define a specific protection zone at the drip line or beyond for each tree or group of trees. Typical protection fences are four (4) foot tall plastic orange safety fencing.
- Fences are to remain until all sitework is completed. Fences may not be relocated or removed without the written permission of the consultant.
- Construction equipment and vehicles are always to remain outside of the Zone.
- No materials, spoils, waste, or washout water may be deposited or stored in the Zone.
- Any herbicides placed under paving materials must be safe for use around trees.
- Any roots encountered or damaged during construction or grading shall be exposed to sound tissue and cut cleanly with a saw. Roots larger than two (2) inches in size shall be tunneled under. If tunneling is not an option, the contractor shall consult with an arborist for recommendations on how to proceed.
- All underground utilities, drain or irrigation lines shall be routed outside the Zones. If lines must traverse the Zone, they shall be tunneled or bored under trees.
- Any tree pruning required for clearance shall be performed by a qualified arborist and not by construction personnel.
- If an injury should occur to any tree during construction, it should be evaluated as soon as possible by the consultant so appropriate treatments can be applied.
- Spoil from trenches or other excavations shall not be placed within the Zone, either temporarily or permanently.

QUALIFICATIONS AND LIMITING CONDITIONS


I am a certified arborist in California # WE-2170A with the International Society of Arboriculture and qualified to make this report.

My inspection was a visual examination and based on the condition of the trees at the time of inspection.

QUESTIONS AND COMMENTS

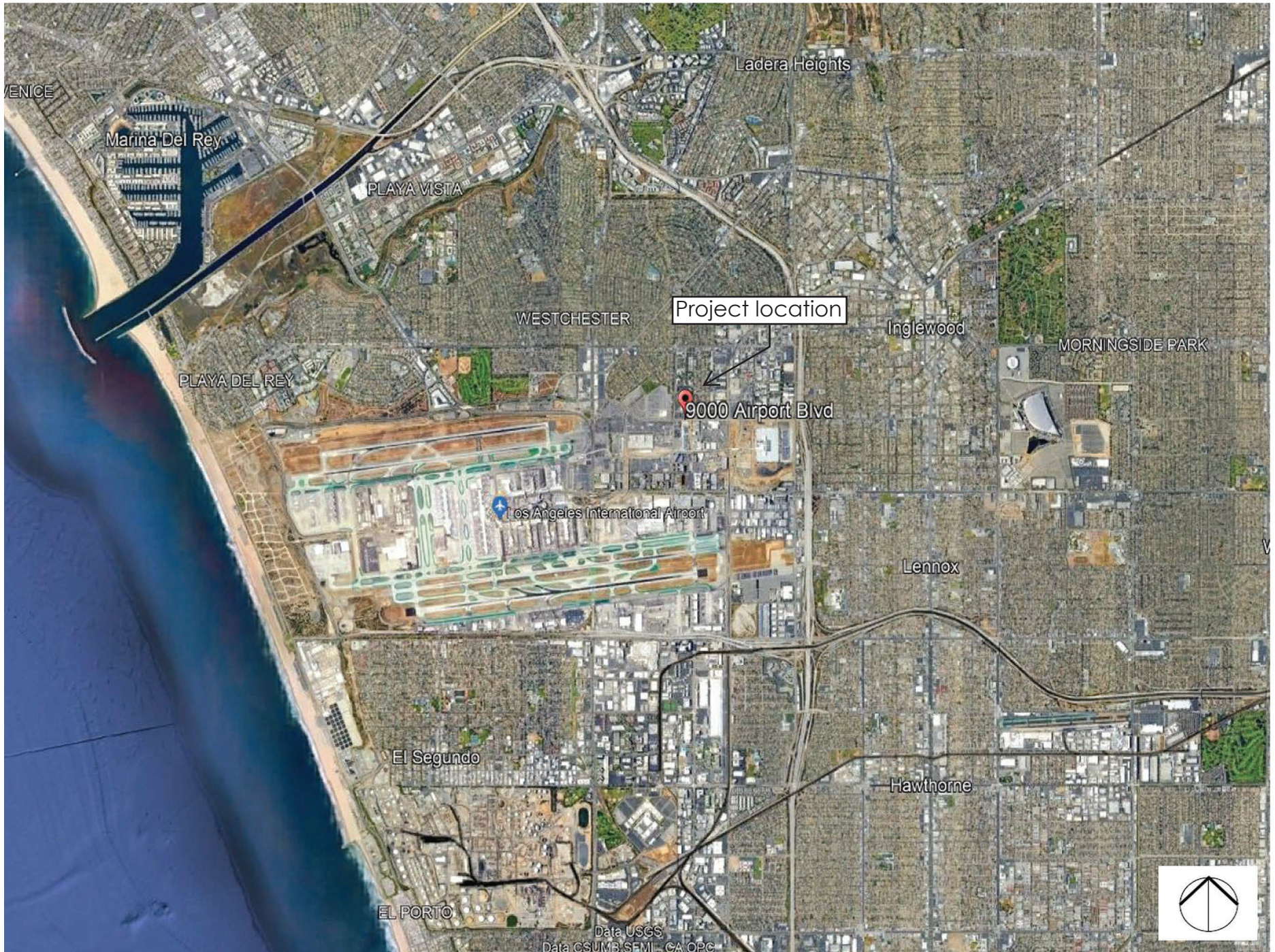
Questions or comments can be directed to:

Steve F. Andresen / Arborist Services
5516 Inspiration Drive
Riverside, CA 92506
ISA WE-2170A (951) 288-3798
sa.arboristservices@gmail.com



Steve F. Andresen
Certified Arborist WE-2170A / TRAQ Qualified

October 19, 2023



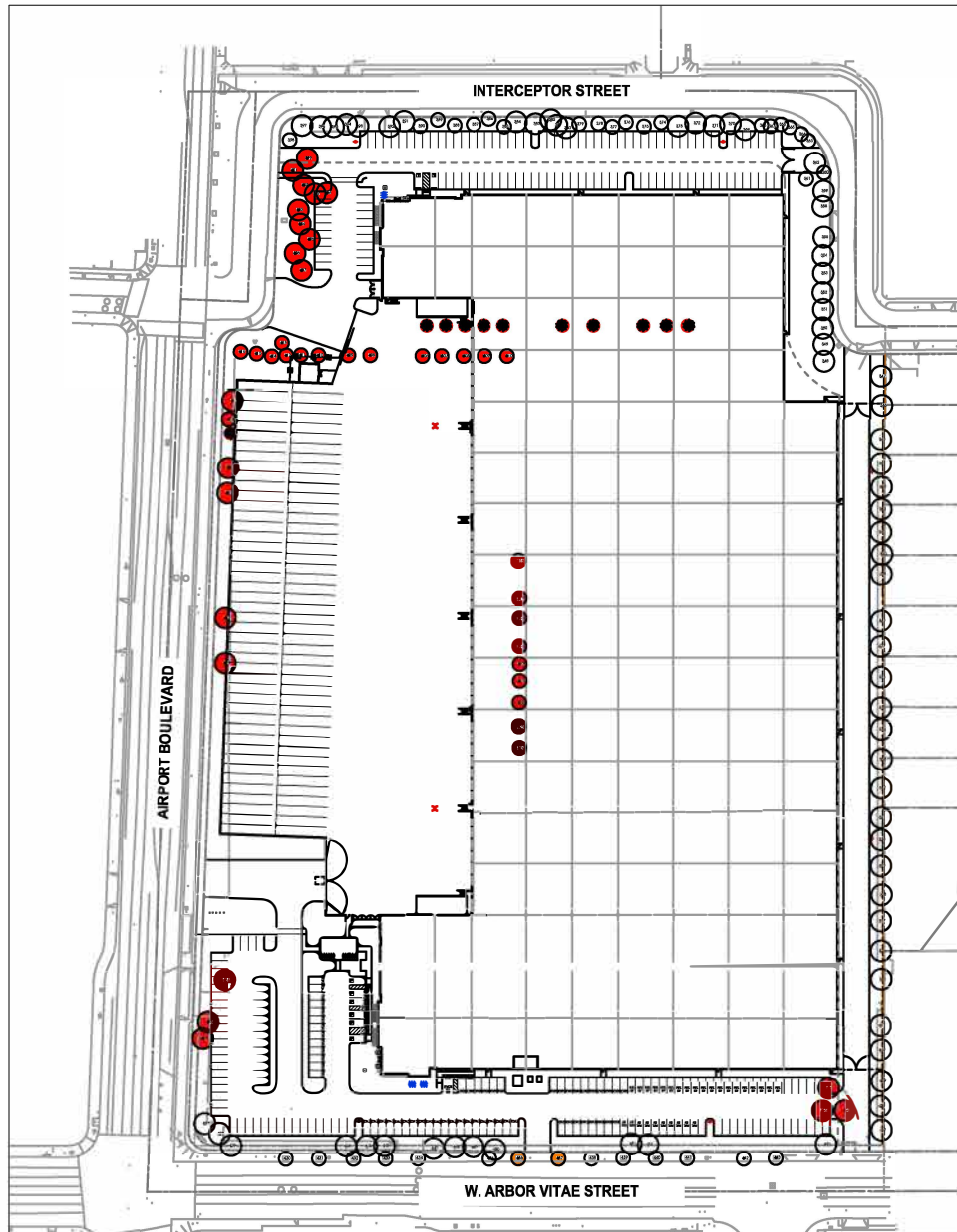
Regional Location Map



Tree location map / number tags affixed to each tree / August 2023

All tree locations are approximate to allow reader to locate and inspect specific trees growing at the project site

Tree varieties and locations done by Steve F Andresen / Certified Arborist WE-2170A / 2023



OPTION 1 PLAN

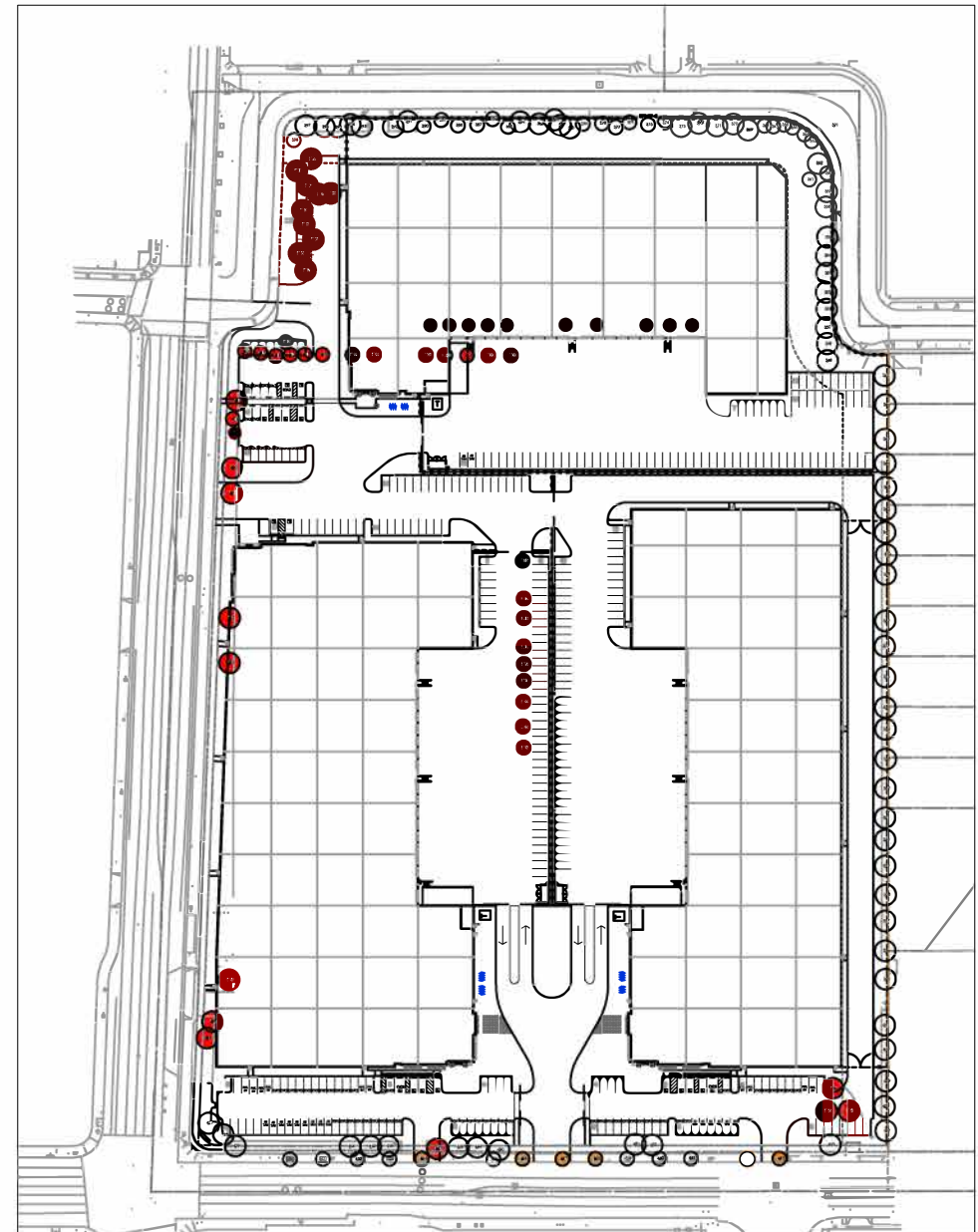
EXISTING TREES TOTAL = 160

(146) ONSITE

(14) STREET TREES ON W. ARBOR VITAE STREET

- (45) ONSITE TREES TO BE REMOVED
 - NO TREE REMOVAL RATIO
- (11) ONSITE PALMS TO BE REMOVED
 - NO TREE REMOVAL RATIO
 - REFER TO TREE TABLE FOR SPECIES TYPE

- (2) STREET TREES TO BE REMOVED (#436, 437)
 - TREE REMOVAL RATIO 2:1
 - REFER TO TREE TABLE FOR SPECIES TYPE



OPTION 2 PLAN

EXISTING TREES TOTAL = 160

(146) ONSITE

(14) STREET TREES ON W. ARBOR VITAE STREET

- (46) ONSITE TREES TO BE REMOVED
 - NO TREE REMOVAL RATIO
- (11) ONSITE PALMS TO BE REMOVED
 - NO TREE REMOVAL RATIO
 - REFER TO TREE TABLE FOR SPECIES TYPE

- (5) STREET TREES TO BE REMOVED (#434, 436, 437, 438, 443)
 - TREE REMOVAL RATIO 2:1
 - REFER TO TREE TABLE FOR SPECIES TYPE

REXFORD L.A.X. INDUSTRIAL
9000 Airport, Los Angeles, CA
Tree Survey

ID #	SPECIES	COMMON NAME	HEIGHT FEET	SPREAD FEET	DIAMETER @ BREAST HEIGHT INCHES	HEALTH GRADE	AESTHETIC GRADE	COMMENTS
301	<i>Syragrus romanzoffiana</i>	QUEEN PALM	16, 14 BT	NA	NA	D	D	Poor trunk condition due to penciling disease and over pruning. Multi trunk palm
302	<i>Syragrus romanzoffiana</i>	QUEEN PALM	18 BT	NA	NA	D	D	Poor trunk condition due to penciling disease and over pruning
303	<i>Syragrus romanzoffiana</i>	QUEEN PALM	12 BT	NA	NA	D	D	Poor trunk condition due to penciling disease and over pruning
304	<i>Syragrus romanzoffiana</i>	QUEEN PALM	11 BT	NA	NA	D	D	Poor trunk condition due to penciling disease and over pruning
305	<i>Syragrus romanzoffiana</i>	QUEEN PALM	16,14 BT	NA	NA	D	D	Poor trunk condition due to penciling disease and over pruning. Multi trunk palm
306	<i>Ficus benjamina</i>	WEEPING FIG	25	25	20	C	C	Average health and condition for species and growing location
307	<i>Liquidambar styraciflua</i>	SWEETGUM	22	18	10	C	C	Average health and condition for species and growing location
308	<i>Ficus benjamina</i>	WEEPING FIG	25	23	20	C	C	Good to average health and condition
309	<i>Liquidambar styraciflua</i>	SWEETGUM	20	12	7.5	C	C	Average health and condition for species and growing location
310	<i>Ficus benjamina</i>	WEEPING FIG	18	16	18	D	D	Stressed condition with die back and leaf drop
311	<i>Syragrus romanzoffiana</i>	QUEEN PALM	18	NA	NA	D	D	Poor trunk condition due to penciling disease and over pruning
312	<i>Syragrus romanzoffiana</i>	QUEEN PALM	11,10 BT	NA	NA	F	D	Poor trunk condition due to penciling disease and over pruning. Multi trunk palm
313	<i>Syragrus romanzoffiana</i>	QUEEN PALM	22, 20 BT	NA	NA	D	D	Poor trunk condition due to penciling disease and over pruning. Multi trunk palm
314	<i>Syragrus romanzoffiana</i>	QUEEN PALM	12	NA	NA	D	D	Poor trunk condition due to penciling disease and over pruning
315	<i>Syragrus romanzoffiana</i>	QUEEN PALM	26,24 BT	NA	NA	D	D	Poor trunk condition due to penciling disease and over pruning. Multi trunk palm
316	<i>Cupaniopsis anacardioides</i>	CARROTWOOD	15	18	9	C	C	Good to average health and condition
317	<i>Cupaniopsis anacardioides</i>	CARROTWOOD	13	12	6	C	C	Average health and condition for species and growing location
318	<i>Cupaniopsis anacardioides</i>	CARROTWOOD	25	28	14	C	C	Average health and condition for species and growing location
319	<i>Cupaniopsis anacardioides</i>	CARROTWOOD	25	24	14	C	C	Average health and condition for species and growing location
320	<i>Cupaniopsis anacardioides</i>	CARROTWOOD	25	24	14	C	C	Good to average health and condition
321	<i>Cupaniopsis anacardioides</i>	CARROTWOOD	15	15	9	C	C	Good to average health and condition
322	<i>Cupaniopsis anacardioides</i>	CARROTWOOD	18	25	10	C	C	Average health and condition for species and growing location
323	<i>Cupaniopsis anacardioides</i>	CARROTWOOD	20	18	7	D	C	Average health and condition for species and growing location
324	<i>Cupaniopsis anacardioides</i>	CARROTWOOD	18	13	10	D	C	Poor structural condition
325	<i>Fraxinus uhdei</i>	SHAMEL ASH	30	25	16	C	C	Average health and condition for species and growing location
326	<i>Fraxinus uhdei</i>	SHAMEL ASH	30	20	18	C	C	Average health and condition for species and growing location
327	<i>Fraxinus uhdei</i>	SHAMEL ASH	30	28	26	D	C	Average health and condition for species and growing location. Some structural issues
328	<i>Fraxinus uhdei</i>	SHAMEL ASH	20	25	15	D	C	Average health and condition for species and growing location. Some structural issues
329	<i>Fraxinus uhdei</i>	SHAMEL ASH	30	20	16	C	C	Average health and condition for species and growing location
330	<i>Fraxinus uhdei</i>	SHAMEL ASH	25	20	18	C	C	Average health and condition for species and growing location
331	<i>Fraxinus uhdei</i>	SHAMEL ASH	20	30	20	C	C	Trunk scars from large limb removal. Average for species and location
332	<i>Fraxinus uhdei</i>	SHAMEL ASH	25	20	13	C	C	Average health and condition for species and growing location
333	<i>Fraxinus uhdei</i>	SHAMEL ASH	30	20	16	D	C	Stressed condition with die back and leaf drop
334	<i>Fraxinus uhdei</i>	SHAMEL ASH	20	16	15	D	D	Poor health and condition with die back and trunk wounding
335	<i>Fraxinus uhdei</i>	SHAMEL ASH	30	40	24	C	C	Average health and condition for species and growing location
336	<i>Fraxinus uhdei</i>	SHAMEL ASH	28	30	24	C	C	Average health and condition for species and growing location
337	<i>Fraxinus uhdei</i>	SHAMEL ASH	28	18	16	D	C	Heavily pruned. Poor structure and stressed condition

REXFORD L.A.X. INDUSTRIAL
9000 Airport, Los Angeles, CA
Tree Survey

ID #	SPECIES	COMMON NAME	HEIGHT FEET	SPREAD FEET	DIAMETER @ BREAST HEIGHT INCHES	HEALTH GRADE	AESTHETIC GRADE	COMMENTS
338	<i>Fraxinus uhdei</i>	SHAMEL ASH	28	30	18	C	C	Average health and condition for species and growing location
339	<i>Fraxinus uhdei</i>	SHAMEL ASH	28	35	20	C	C	Average health and condition for species and growing location
340	<i>Fraxinus uhdei</i>	SHAMEL ASH	30	20	20	C-D	C	Average health and condition for species and growing location. Some die back in canopy
341	<i>Fraxinus uhdei</i>	SHAMEL ASH	25	30	18	C	C	Average health and condition for species and growing location
342	<i>Washingtonia robusta</i>	MEXICAN FAN PALM	9 BT	NA	NA	C	C	Average health and condition for species and growing location
343	<i>Fraxinus uhdei</i>	SHAMEL ASH	28	25	20	C	C	Average health and condition for species and growing location. Ivy growing up trunk
344	<i>Fraxinus uhdei</i>	SHAMEL ASH	28	30	20	C	C	Average health and condition for species and growing location
345	<i>Fraxinus uhdei</i>	SHAMEL ASH	28	30	24	C	C	Average health and condition for species and growing location. Some die back in canopy
346	<i>Fraxinus uhdei</i>	SHAMEL ASH	14	10	N/A	F	F	Cut off stump with regrowth
347	<i>Fraxinus uhdei</i>	SHAMEL ASH	28	25	12	C	C	Average health and condition for species and growing location
348	<i>Eucalyptus sideroxylon</i>	RED IRONBARK	30-50	20-25	15	C	C	Average health and condition for species and growing location
349	<i>Eucalyptus sideroxylon</i>	RED IRONBARK	30-50	20-25	28	C	C	Average health and condition for species and growing location
350	<i>Eucalyptus sideroxylon</i>	RED IRONBARK	30-50	20-25	17	C	C	Average health and condition for species and growing location
351	<i>Eucalyptus sideroxylon</i>	RED IRONBARK	30-50	20-25	16	C	C	Average health and condition for species and growing location
352	<i>Eucalyptus sideroxylon</i>	RED IRONBARK	30-50	20-25	23	C	C	Average health and condition for species and growing location
353	<i>Eucalyptus sideroxylon</i>	RED IRONBARK	30-50	20-25	13	C	C	Average health and condition for species and growing location
354	<i>Eucalyptus sideroxylon</i>	RED IRONBARK	30-50	20-25	19	C	C	Average health and condition for species and growing location. Some structural issues
355	<i>Eucalyptus sideroxylon</i>	RED IRONBARK	30-50	20-25	22	C	C	Average health and condition for species and growing location
356	<i>Pinus canariensis</i>	CANARY ISLAND PINE	70-80	30	27	C	C	Good to average health and condition for species and growing location
357	<i>Pinus canariensis</i>	CANARY ISLAND PINE	70-80	30	19	C	C	Good to average health and condition for species and growing location
358	<i>Eucalyptus sideroxylon</i>	RED IRONBARK	30-50	20-25	18	C	C	Average health and condition for species and growing location
359	<i>Eucalyptus sideroxylon</i>	RED IRONBARK	30-50	20-25	28	C	C	Average health and condition for species and growing location
360	<i>Ficus microcarpa</i>	FLORIDA FICUS	28	20	11	C	C	Average health and condition for species and growing location
361	<i>Ficus microcarpa</i>	FLORIDA FICUS	35	20	18	C	C	Average health and condition for species and growing location. Some small branch die back
362	<i>Eucalyptus sideroxylon</i>	RED IRONBARK	20	20	28	C	C	Average health and condition for species and growing location
363	<i>Ficus microcarpa</i>	FLORIDA FICUS	20	20	17	C-D	C-D	Stressed condition with branch die back and canopy thinning
364	<i>Ficus microcarpa</i>	FLORIDA FICUS	20	20	15	C-D	C-D	Stressed condition with branch die back and canopy thinning
365	<i>Ficus microcarpa</i>	FLORIDA FICUS	20	20	18	C-D	C-D	Stressed condition with branch die back and canopy thinning
366	<i>Ficus microcarpa</i>	FLORIDA FICUS	20	20	16	C-D	C-D	Stressed condition with branch die back and canopy thinning
367	<i>Ficus microcarpa</i>	FLORIDA FICUS	20	20	17	C	C	Stressed condition with branch die back and canopy thinning
368	<i>Ficus microcarpa</i>	FLORIDA FICUS	20	20	22	C	C	Average health and condition for species and growing location
369	<i>Pinus canariensis</i>	CANARY ISLAND PINE	60-70	20-30	16	C	C	Average health and condition for species and growing location
370	<i>Pinus canariensis</i>	CANARY ISLAND PINE	60-70	20-30	15	C	C	Average health and condition for species and growing location
371	<i>Pinus canariensis</i>	CANARY ISLAND PINE	60-70	20-30	15	C	C	Average health and condition for species and growing location
372	<i>Pinus canariensis</i>	CANARY ISLAND PINE	60-70	20-30	16	C	C	Average health and condition for species and growing location
373	<i>Pinus canariensis</i>	CANARY ISLAND PINE	60-70	20-30	15	C	C	Average health and condition for species and growing location
374	<i>Ficus microcarpa</i>	FLORIDA FICUS	20-28	20-30	18	C	C	Average health and condition for species and growing location

REXFORD L.A.X. INDUSTRIAL
9000 Airport, Los Angeles, CA
Tree Survey

ID #	SPECIES	COMMON NAME	HEIGHT FEET	SPREAD FEET	DIAMETER @ BREAST HEIGHT INCHES	HEALTH GRADE	AESTHETIC GRADE	COMMENTS
375	<i>Ficus microcarpa</i>	FLORIDA FICUS	20-28	20-30	13	C	C	Average health and condition for species and growing location.
376	<i>Ficus microcarpa</i>	FLORIDA FICUS	20-28	20-30	11	D	D	Poor health and condition with branch die back
377	<i>Ficus microcarpa</i>	FLORIDA FICUS	20-28	20-30	16	C	C	Average health and condition for species and growing location. Leaning trunk condition
378	<i>Ficus microcarpa</i>	FLORIDA FICUS	20-28	20-30	15	C	C	Average health and condition for species and growing location
379	<i>Ficus microcarpa</i>	FLORIDA FICUS	20-28	20-30	15	C	C	Average health and condition for species and growing location
380	<i>Pinus canariensis</i>	CANARY ISLAND PINE	60-70	20-30	21	C	C	Good to average
381	<i>Pinus canariensis</i>	CANARY ISLAND PINE	60-70	20-30	12	C	C	Good to average health and condition
382	<i>Pinus canariensis</i>	CANARY ISLAND PINE	60-70	20-30	14	C	C	Good to average health and condition
383	<i>Pinus canariensis</i>	CANARY ISLAND PINE	60-70	20-30	15	C	C	Good to average health and condition
384	<i>Pinus canariensis</i>	CANARY ISLAND PINE	60-70	20-30	15	C	C	Good to average health and condition
385	<i>Ficus microcarpa</i>	FLORIDA FICUS	20	20	24	D	D	Poor health and condition with branch die back
386	<i>Ficus microcarpa</i>	FLORIDA FICUS	20	20	20	D	D	Poor health and condition with branch die back
387	<i>Ficus microcarpa</i>	FLORIDA FICUS	20	20	20	D	D	Poor health and condition with branch die back
388	<i>Ficus microcarpa</i>	FLORIDA FICUS	20	20	12	D	D	Poor health and condition with branch die back
389	<i>Ficus microcarpa</i>	FLORIDA FICUS	20	20	18	D	D	Poor health and condition with branch die back
390	<i>Ficus microcarpa</i>	FLORIDA FICUS	20	20	20	C	C	Average health and condition for species and growing location
391	<i>Pinus canariensis</i>	CANARY ISLAND PINE	60-70	20-30	18	C	C	Good to average health and condition
392	<i>Pinus canariensis</i>	CANARY ISLAND PINE	60-70	20-30	18	C	C	Good to average health and condition
393	<i>Pinus canariensis</i>	CANARY ISLAND PINE	60-70	20-30	18	C	C	Good to average health and condition
394	<i>Pinus canariensis</i>	CANARY ISLAND PINE	60-70	20-30	19	C	C	Good to average health and condition
395	<i>Pinus canariensis</i>	CANARY ISLAND PINE	60-70	20-30	17	C	C	Good to average health and condition
396	<i>Pinus canariensis</i>	CANARY ISLAND PINE	60-70	20-30	18	C	C	Good to average health and condition
397	<i>Pinus canariensis</i>	CANARY ISLAND PINE	60-70	20-30	18	C	C	Good to average health and condition
398	<i>Liquidambar styraciflua</i>	SWEETGUM	60	30	18	F	F	Poor health and condition with branch die back
399	<i>Pinus canariensis</i>	CANARY ISLAND PINE	60-70	20-30	18	C	C	Good to average health and condition
400								
401	<i>Pinus canariensis</i>	CANARY ISLAND PINE	60-70	20-30	21	C	C	Good to average health and condition
402	<i>Pinus canariensis</i>	CANARY ISLAND PINE	60-70	20-30	19	C	C	Good to average health and condition
403	<i>Pinus canariensis</i>	CANARY ISLAND PINE	60-70	20-30	15	C	C	Good to average health and condition
404	<i>Pinus canariensis</i>	CANARY ISLAND PINE	60-70	20-30	15	C	C	Good to average health and condition
405	<i>Ficus carica</i>	FIG	25	30	10,9,8,5 M	C	C	Average health and condition for species and growing location
406	<i>Jacaranda mimosifolia</i>	BLUE JACARANDA	20	18	6,6,5 m	D-F	D	Die back from stress and uplifting main root system
407	<i>Jacaranda mimosifolia</i>	BLUE JACARANDA	20	18	8,5,6,5 m	d	d	Die back from stress. Poor health and condition
408	<i>Liquidambar styraciflua</i>	SWEETGUM	NA	NA	NA	E	E	Dead
409	<i>Ficus benjamina</i>	WEeping FIG	20	18	24	C	C	Good to average condition for species, care and growing location
410	<i>Liquidambar styraciflua</i>	SWEETGUM	20	16	12	C	C	Good to average condition for species, care and growing location
411	<i>Ficus benjamina</i>	WEeping FIG	20	20	20	C	C	Good to average condition for species, care and growing location

REXFORD L.A.X. INDUSTRIAL
9000 Airport, Los Angeles, CA
Tree Survey

ID #	SPECIES	COMMON NAME	HEIGHT FEET	SPREAD FEET	DIAMETER @ BREAST HEIGHT INCHES	HEALTH GRADE	AESTHETIC GRADE	COMMENTS
412	<i>Liquidambar styraciflua</i>	SWEETGUM	25	18	9.5	C	C	Good to average condition for species, care and growing location
413	<i>Lagerstroemia indicia</i>	CREPE MYRTLE	17	25	11,2,5,4 M	C	C	Average health and condition for species and growing location
414	<i>Ficus benjamina</i>	WEeping FIG	20	18	16	C	C	Average health and condition for species and growing location
415	<i>Liquidambar styraciflua</i>	SWEETGUM	20	18	10	C	C	Good to average condition for species, care and growing location
416	<i>Ficus benjamina</i>	WEeping FIG	20	18	16	C	C	Good to average condition for species, care and growing location
417	<i>Pinus canariensis</i>	CANARY ISLAND PINE	20	12	14	C-D	C	Heavily topped to allow view of street billboard signage
418	<i>Prunus caroliniana</i>	CAROLINA CHERRY	16	15	3,3,4,4 M	C	C	Good to average condition for species, care and growing location
419	<i>Washingtonia robusta</i>	MEXICAN FAN PALM	16	NA	NA	C	C	Good to average health and condition
420	<i>Jacaranda mimosifolia</i>	BLUE JACARANDA	18-25	20-30	6,8,6,5 M	C	C	Good to average condition for species, care and growing location
421	<i>Jacaranda mimosifolia</i>	BLUE JACARANDA	18-25	20-30	7,6,4 M	C	C	Good to average condition for species, care and growing location
422	<i>Jacaranda mimosifolia</i>	BLUE JACARANDA	18-25	20-30	10,9 M	C	C	Good to average condition for species, care and growing location
423	<i>Jacaranda mimosifolia</i>	BLUE JACARANDA	18-25	20-30	12	C	C	Good to average condition for species, care and growing location
424	<i>Jacaranda mimosifolia</i>	BLUE JACARANDA	18-25	20-30	8,7,5,6,5 M	C	C	Good to average condition for species, care and growing location
425	<i>Jacaranda mimosifolia</i>	BLUE JACARANDA	18-25	20-30	7,6 M	C	C	Good to average condition for species, care and growing location
426	<i>Jacaranda mimosifolia</i>	BLUE JACARANDA	18-25	20-30	7,8,9 M	C	C	Good to average condition for species, care and growing location
427	<i>Jacaranda mimosifolia</i>	BLUE JACARANDA	18-25	20-30	10,11,9,5 M	C	C	Good to average condition for species, care and growing location
428	<i>Jacaranda mimosifolia</i>	BLUE JACARANDA	18-25	20-30	7,8,7,5 M	C	C	Good to average condition for species, care and growing location
429	<i>Jacaranda mimosifolia</i>	BLUE JACARANDA	18-25	20-30	9,12,8 M	C	C	Good to average condition for species, care and growing location
430	<i>Geijera parvifolia</i>	AUSTRALIAN WILLO	12	6	3	C-D	C-D	City Street Tree
431	<i>Geijera parvifolia</i>	AUSTRALIAN WILLOW	12	6	3	C-D	C-D	City Street Tree
432	<i>Geijera parvifolia</i>	AUSTRALIAN WILLOW	12	6	3	C-D	C-D	City Street Tree
433	<i>Geijera parvifolia</i>	AUSTRALIAN WILLOW	12	6	3	C-D	C-D	City Street Tree
434	<i>Geijera parvifolia</i>	AUSTRALIAN WILLOW	12	6	3	C-D	C-D	City Street Tree
435	<i>Geijera parvifolia</i>	AUSTRALIAN WILLOW	12	6	3	C-D	C-D	City Street Tree
436	<i>Geijera parvifolia</i>	AUSTRALIAN WILLOW	12	6	3	C-D	C-D	City Street Tree
437	<i>Geijera parvifolia</i>	AUSTRALIAN WILLOW	12	6	3	C-D	C-D	City Street Tree
438	<i>Geijera parvifolia</i>	AUSTRALIAN WILLOW	12	6	3	C-D	C-D	City Street Tree
439	<i>Geijera parvifolia</i>	AUSTRALIAN WILLOW	12	6	3	C-D	C-D	City Street Tree
440	<i>Geijera parvifolia</i>	AUSTRALIAN WILLOW	12	6	3	C-D	C-D	City Street Tree
441	<i>Geijera parvifolia</i>	AUSTRALIAN WILLOW	12	6	3	C-D	C-D	City Street Tree
442	<i>Geijera parvifolia</i>	AUSTRALIAN WILLOW	12	6	3	C-D	C-D	City Street Tree
443	<i>Geijera parvifolia</i>	AUSTRALIAN WILLOW	12	6	3	C-D	C-D	City Street Tree
444	<i>Jacaranda mimosifolia</i>	BLUE JACARANDA	18	18	8	C	C	Average health and condition for species and growing location
445	<i>Jacaranda mimosifolia</i>	BLUE JACARANDA	18-25	20-30	7,9,7 M	C	C	Average health and condition for species and growing location
446	<i>Jacaranda mimosifolia</i>	BLUE JACARANDA	18-25	20-30	6,5,7,7 M	C	C	Average health and condition for species and growing location
447	<i>Jacaranda mimosifolia</i>	BLUE JACARANDA	18-25	20-30	12,10,8,6 M	C	C	Average health and condition for species and growing location
448	<i>Jacaranda mimosifolia</i>	BLUE JACARANDA	18-25	20-30	8,8,5 M	C	C	Average health and condition for species and growing location

REXFORD L.A.X. INDUSTRIAL
9000 Airport, Los Angeles, CA
Tree Survey

ID #	SPECIES	COMMON NAME	HEIGHT FEET	SPREAD FEET	DIAMETER @ BREAST HEIGHT INCHES	HEALTH GRADE	AESTHETIC GRADE	COMMENTS
449	<i>Jacaranda mimosifolia</i>	BLUE JACARANDA	18-25	20-30	7,7,8,7,5,8.5 M	C	C	Average health and condition for species and growing location
450	<i>Jacaranda mimosifolia</i>	BLUE JACARANDA	18-25	20-30	9,7,5 M	C	C	Average health and condition for species and growing location
451	<i>Jacaranda mimosifolia</i>	BLUE JACARANDA	18-25	20-30	12	C	C	Average health and condition for species and growing location
452	<i>Jacaranda mimosifolia</i>	BLUE JACARANDA	18-25	20-30	7,5,6 M	C	C	Average health and condition for species and growing location
453	<i>Jacaranda mimosifolia</i>	BLUE JACARANDA	18-25	20-30	6,4,6,5,5 M	C	C	Average health and condition for species and growing location. Leaning, some die back
454	<i>Melaleuca quinquenervia</i>	PAPER BARK	18	15	7,8,10 M	C	C	Average health and condition for species and growing location
455	<i>Melaleuca quinquenervia</i>	PAPER BARK	18	15	9,5,10 M	C	C	Average health and condition for species and growing location
456	<i>Melaleuca quinquenervia</i>	PAPER BARK	18	15	9,6,5 M	C	C	Average health and condition for species and growing location
457	<i>Fraxinus uhdei</i>	SHAMEL ASH	15	15	13	D	D	Poor health and condition
458	<i>Fraxinus uhdei</i>	SHAMEL ASH	19	20	15	C-D	C	Average health and condition for species and growing location. Some branch die back
459	<i>Fraxinus uhdei</i>	SHAMEL ASH	23	22	13	C-D	C	Average health and condition for species and growing location. Some branch die back
460	<i>Fraxinus uhdei</i>	SHAMEL ASH	26	28	19	C-D	C-D	Average health and condition for species and growing location. Some branch die back
461	<i>Fraxinus uhdei</i>	SHAMEL ASH	28	22	14	C-D	C-D	Average health and condition for species and growing location. Some branch die back

Notes: BT = Brown trunk

* Multi Trunk Tree

LETTER GRADE LEGEND:

A – Outstanding condition: Trees with an "A" grade will have excellent trunk and branch structure, vigorous new growth and healthy leaf color.

B – Good condition: Trees with a "B" grade will have good trunk and branch structure with some slight defects that will not adversely affect the tree long term condition. Leaf color and general health are good.

C – Average condition: Most trees growing in a landscape setting will be in average condition. Trees may have branching and trunk defects from improper pruning and maintenance. In general letter "C" grade trees are healthy and will continue to grow in the landscape.

D – Below average condition: Tree with a "D" grade will have poor trunk and branch structure, limb and leaf die back with stunted growth and overall plant stress.

E – Severe decline that should be removed: Some grade "E" trees may look healthy from a distance but will have major trunk or structural defects warranting removal.